

ELCO
Series 8005/8015

Series 8005



2 Position Miniature IDC Wire to Board Connector

Series 8005 is a super compact 2 pin Wire to Board connector designed for high density mounting. This is best suited for miniaturization of hand held devices including mobile phones, Notebook PC, PDA terminals, etc. The wire

to board applications include microphones, vibration motors, speakers and LEDs. The connector features a positive audible locking mechanism suitable for environments with high shock and vibration.

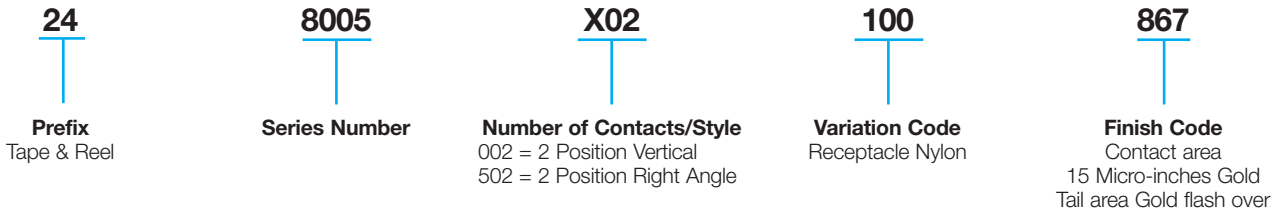
SPECIFICATIONS

Number of Contact	2
Contact Spacing	1.27 mm
Current Rating	1 Amp. Max.
Voltage Rating	30V Max.
Dielectric Withstanding Voltage	500V rms/min.
Operating Temperature	-55 to +85°C

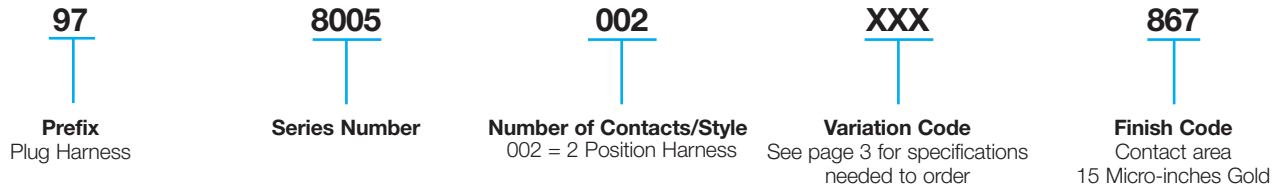
MATERIAL/FINISH

Insulator	Plug	Nylon UL 94V-2
	Rec.	Nylon UL 94V-0
Contact	Plug	Phosphor Bronze
	Rec.	Copper Alloy
Strain Relief	Finish /	Gold over Nickel
		Phosphor Bronze/Tin Lead

HOW TO ORDER RECEPTACLE



HOW TO ORDER PLUG HARNESS



Contact Sales Office to order Harness Assembly or Tooling
 Plug Individual Part Number for Harness.

Insulator: 61 8005 002 000 000 - AWG 32

Insulator: 61 8005 002 001 000 - AWG 30

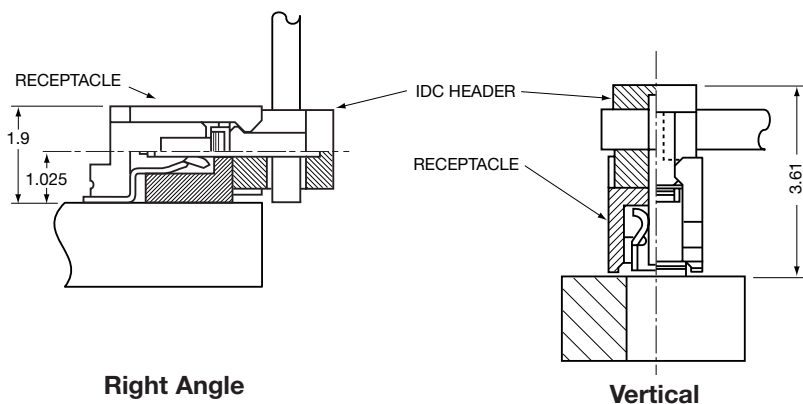
Ordering quantity 14 pieces per strip.

Contact: 71 8005 999 000 867 - AWG 32

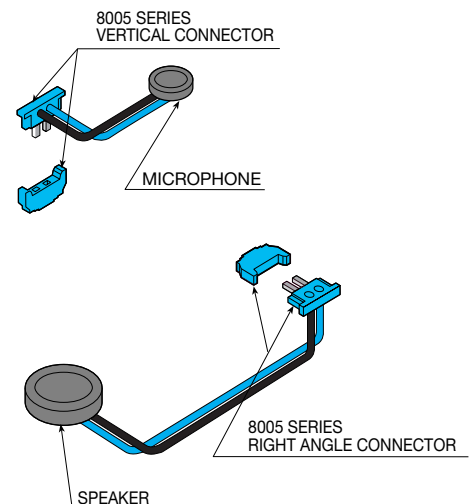
Contact: 71 8015 999 000 867 - AWG 30

Ordering quantity 100,000 pieces per reel.

MATING CONDITION



MOUNTING OPTIONS



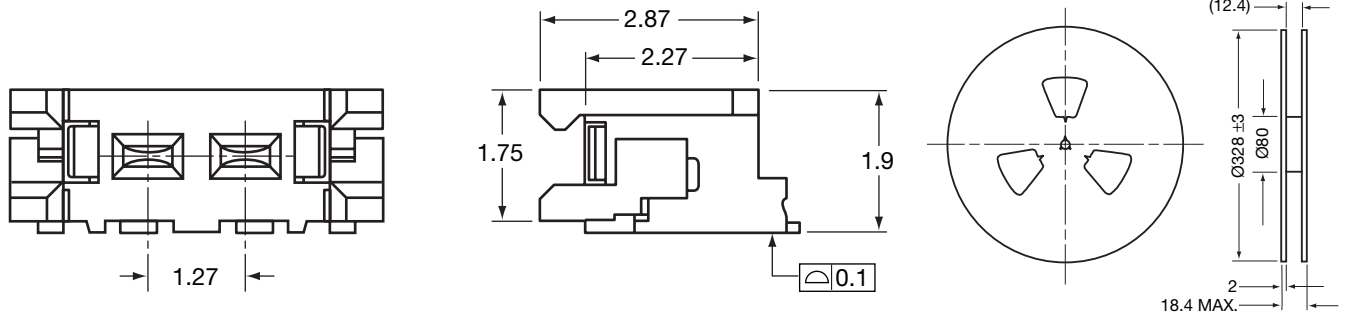
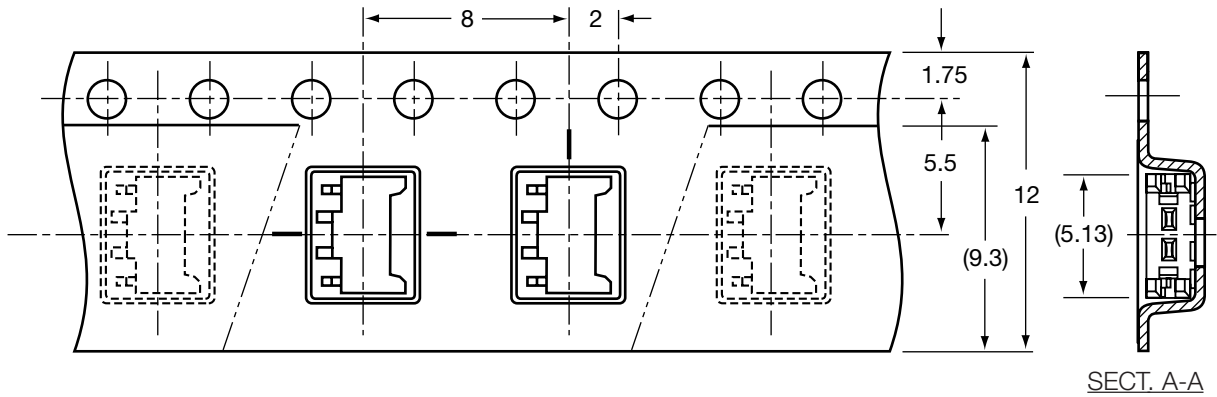
Series 8005



2 Position Miniature IDC Wire to Board Connector

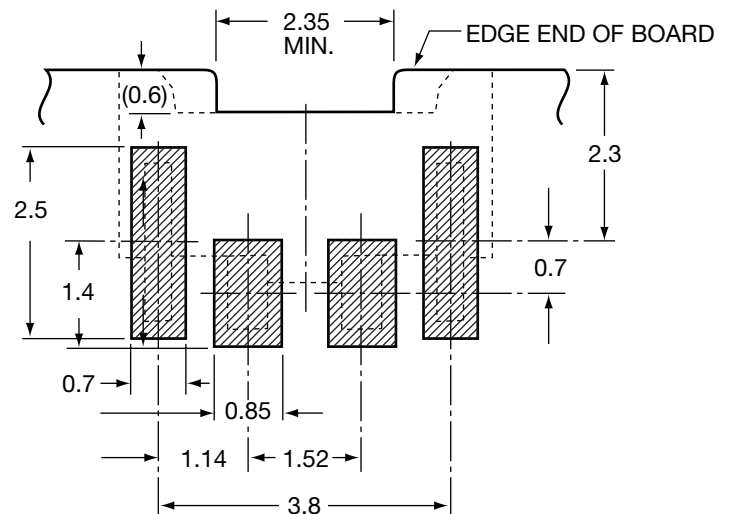
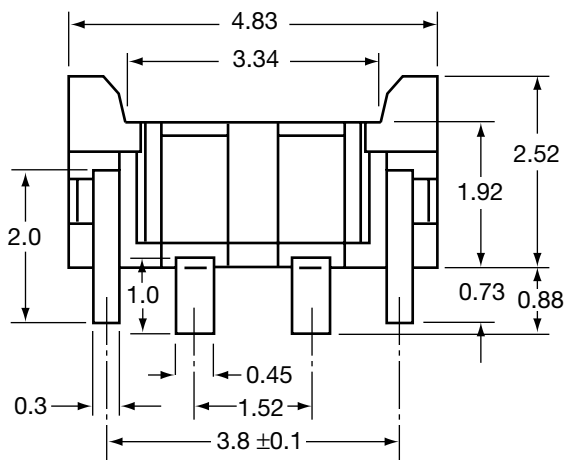
RECEPTACLE, RIGHT ANGLE

24 8005 502 100 867



REEL DIMENSIONS

Qty: 3000 pcs/reel



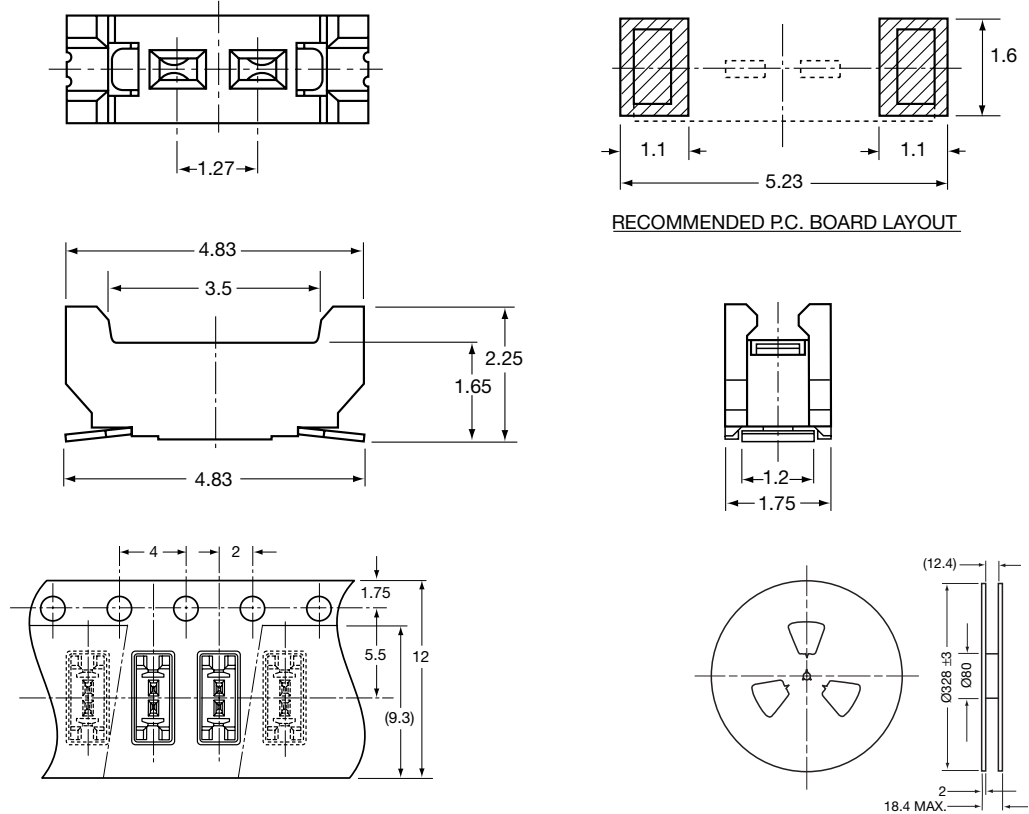
RECOMMENDED P.C. BOARD LAYOUT

Series 8005



2 Position Miniature IDC Wire to Board Connector

RECEPTACLE, VERTICAL 24 8005 002 100 867

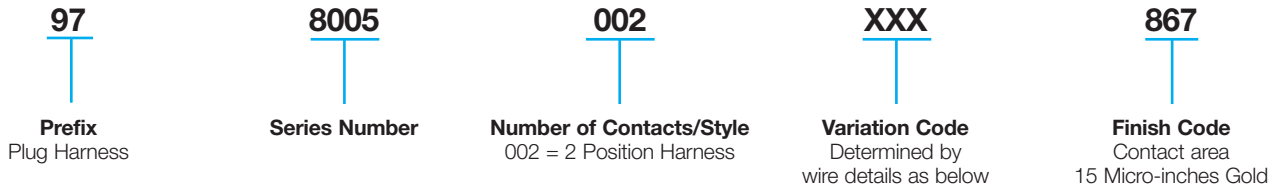


RECOMMENDED P.C. BOARD LAYOUT

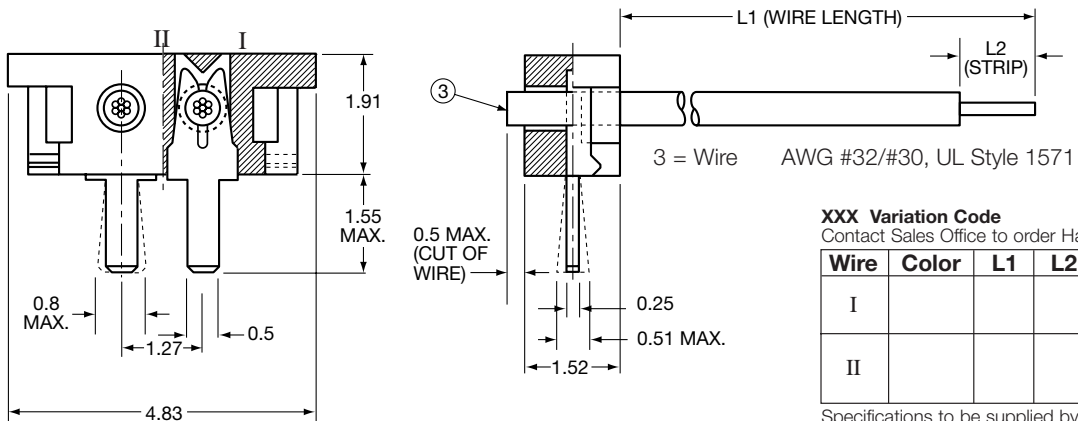
REEL DIMENSIONS

Qty: 6000 pcs/reel

HOW TO ORDER PLUG HARNESS ASSEMBLY



PLUG, HARNESS ASSEMBLY



XXX Variation Code
Contact Sales Office to order Harness Assembly

Wire	Color	L1	L2	AWG
I				
II				

Specifications to be supplied by customer.
32 AWG is the preferred option.
Wire size must be same as I and II.

Series 8015

2 Position Miniature IDC Wire to Board with Polarization Connector



Series 8015 is a super compact 2 pin Wire to Board connector designed for high density mounting. This is best suited for miniaturization of hand held devices including mobile phones, Notebook PC, PDA terminals, etc. The wire to board applications include microphones, vibration

motors, speakers and LEDs. The connector features a positive audible locking mechanism suitable for environments with high shock and vibration. The connector is physically polarized to assist mating. It is also offered in 3 different colors for additional color polarization.

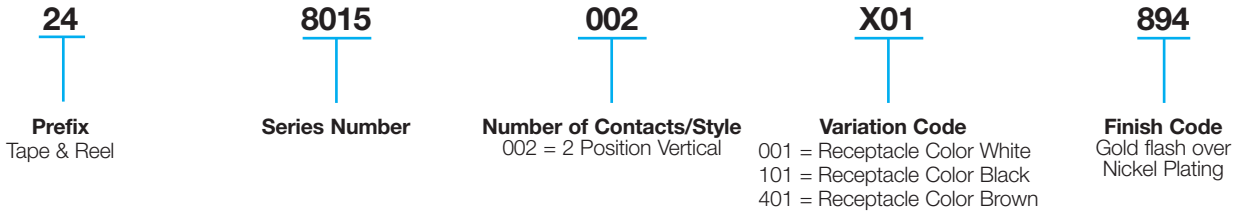
SPECIFICATIONS

Number of Contact	2
Contact Spacing	1.27 mm
Current Rating	1 Amp./pin
Voltage Rating	30V
Dielectric Withstanding Voltage	500V rms/min.
Operating Temperature	-55 to +80°C

MATERIAL/FINISH

Insulator	Plug	Nylon UL 94V-0
	Rec.	Nylon UL 94V-0
Contact	Plug	Phosphor Bronze
	Rec.	Copper Alloy
	Finish /	Gold over Nickel

HOW TO ORDER RECEPTACLE



HOW TO ORDER PLUG HARNESS



Contact Sales Office to order Harness Assembly or Tooling
Plug Individual Part Number for Harness.

Insulator: 61 8015 002 000 00X

Color Code (Option) _____

- 0 = Standard = Natural (White)
- 1 = Black
- 4 = Brown

Ordering quantity 14 pieces per strip.

Contact: 71 8015 999 000 894

Ordering quantity 100,000 pieces per reel.

Series 8015

2 Position Miniature IDC Wire to Board with Polarization Connector



MATING CONDITION

CORRECT MATING

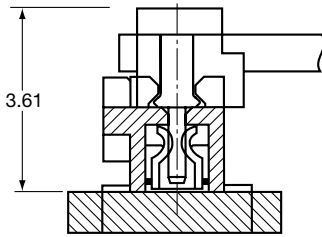


Figure A

INCORRECT MATING

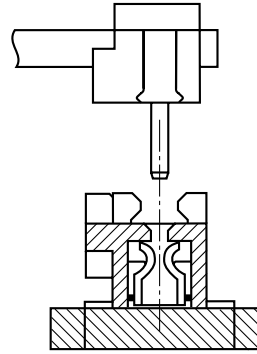


Figure B

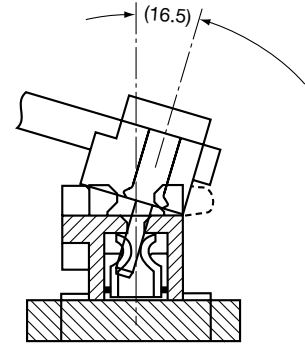
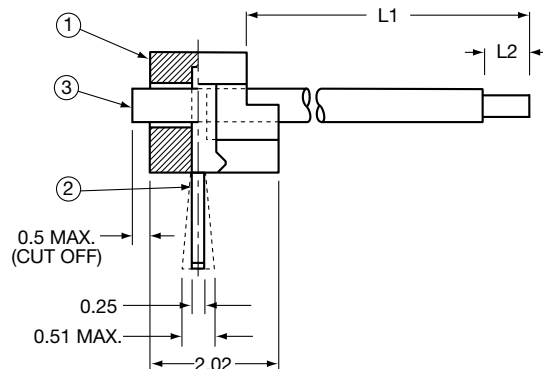
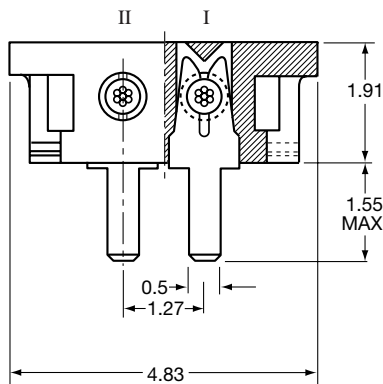


Figure C

Figure A shows if polarization of harness to receptacle is correct then mating is achieved.
 Figure B/C shows if polarization of harness to receptacle is incorrect then full mating is not possible.
 Polarization key reject to mate until the locking finger has been broken

HOW TO ORDER PLUG HARNESS ASSEMBLY

97	8015	002	XXX	894
Prefix Plug Harness	Series Number	Number of Contacts/Style 002 = 2 Position Harness	Variation Code Determined by wire details as below	Finish Code Gold flash over Nickel plating



XXX Variation Code
 Contact Sales Office to order Harness Assembly

Wire	Color	L1	L2
I			
II			

Specifications to be supplied by customer.
 Wire size must be same as I and II.

1 = Insulator 61 8015 002 000 00X
 X = Color Code (Option) _____
 0 = Standard = Natural (White)
 1 = Black
 4 = Brown
 2 = Contact 71 8015 999 000 894
 3 = Wire AWG #30, UL Style 1571

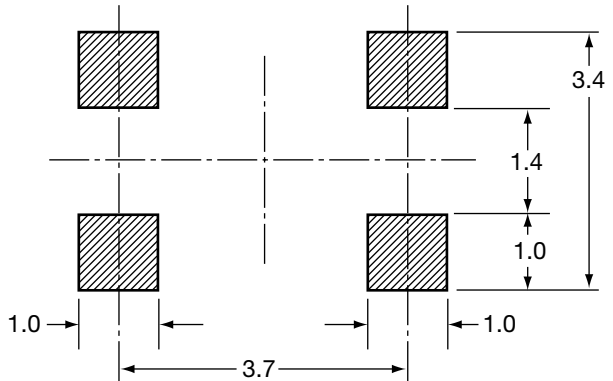
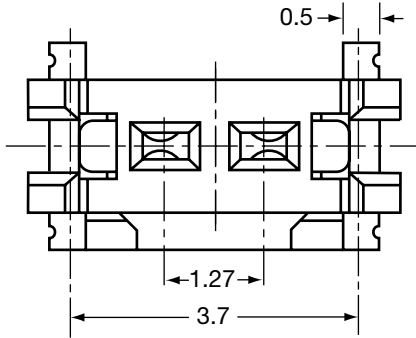
Series 8015

2 Position Miniature IDC Wire to Board with Polarization Connector

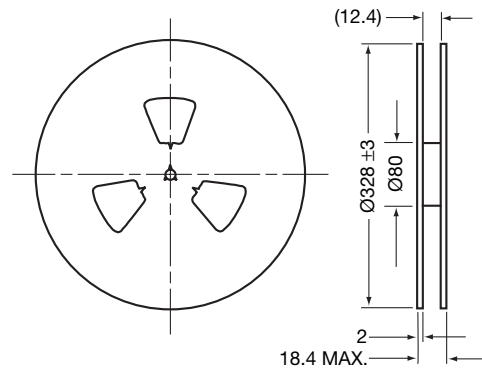
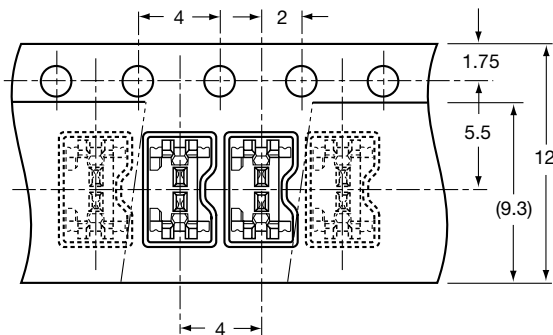
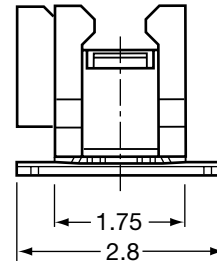
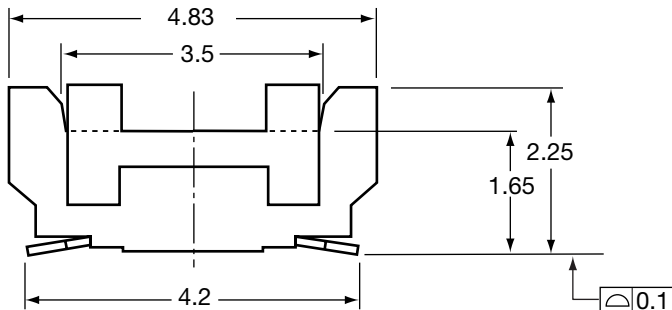


RECEPTACLE, VERTICAL 24 8015 002 X01 894

X = Color Code
 0 = White
 1 = Black
 4 = Brown



RECOMMENDED P.C. BOARD LAYOUT



REEL DIMENSIONS

Qty: 6000 pcs/reel

USA

AVX Myrtle Beach, SC
Corporate Offices
Tel: 843-448-9411
FAX: 843-448-1943

AVX North Central, IN
Tel: 317-848-7153
FAX: 317-844-9314

AVX Southwest, AZ
Tel: 480-539-1496
FAX: 480-539-1501

AVX Southeast, GA
Tel: 404-608-8151
FAX: 770-972-0766

AVX Northwest, WA
Tel: 360-699-8746
FAX: 360-699-8751

AVX Mid/Pacific, MN
Tel: 952-974-9155
FAX: 952-974-9179

AVX South Central, TX
Tel: 972-669-1223
FAX: 972-669-2090

AVX Canada
Tel: 905-564-8959
FAX: 905-564-9728

EUROPE

AVX Limited, England
European Headquarters
Tel: ++44 (0) 1252-770000
FAX: ++44 (0) 1252-770001

AVX/ELCO, England
Tel: ++44 (0) 1638-675000
FAX: ++44 (0) 1638-675001

AVX S.A., France
Tel: ++33 (1) 69-18-46-00
FAX: ++33 (1) 69-28-73-87

AVX GmbH, Germany
Tel: ++49 (0) 8131-9004-0
FAX: ++49 (0) 8131-9004-44

AVX srl, Italy
Tel: ++390 (0)2 614-571
FAX: ++390 (0)2 614-2576

AVX Czech Republic
Tel: ++420 (0) 465-358-111
FAX: ++420 (0) 465-323-010

ASIA-PACIFIC

AVX/Kyocera, Singapore
Asia-Pacific Headquarters
Tel: (65) 6286-7555
FAX: (65) 6488-9880

AVX/Kyocera, Hong Kong
Tel: (852) 2-363-3303
FAX: (852) 2-765-8185

AVX/Kyocera, Korea
Tel: (82) 2-785-6504
FAX: (82) 2-784-5411

AVX/Kyocera, Taiwan
Tel: (886) 2-2698-8778
FAX: (886) 2-2698-8777

AVX/Kyocera, Malaysia
Tel: (60) 4-228-1190
FAX: (60) 4-228-1196

Elco, Japan
Tel: 045-943-2906/7
FAX: 045-943-2910

Kyocera, Japan - AVX
Tel: (81) 75-604-3426
FAX: (81) 75-604-3425

Kyocera, Japan - KDP
Tel: (81) 75-604-3424
FAX: (81) 75-604-3425

AVX/Kyocera, Shanghai, China
Tel: 86-21 6886 1000
FAX: 86-21 6886 1010

AVX/Kyocera, Tianjin, China
Tel: 86-22 2576 0098
FAX: 86-22 2576 0096

Contact:

